

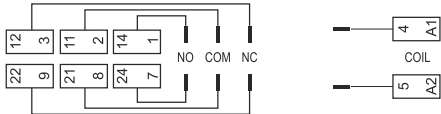


S2D

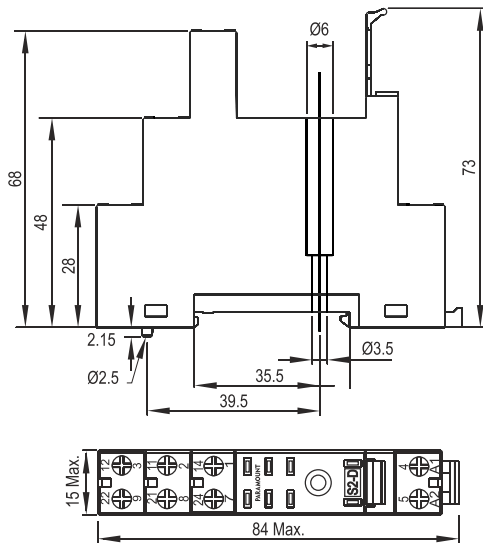
**Input / Output Socket (6A / 8A)
for P2 CO Relays
DIN Rail or Panel Mountable**

Only
15 mm
WIDE

Wiring Diagram



Dimensions in mm.



Specifications

Poles: 2 Change Over Contact
Nominal load: 6A / 8A @ 250V


Insulation: Di- electric strength, 1munitu
Between contact and coil: 5 KV
Between all terminals and DIN Rail: 5 KV
Between adjacent terminals: 3 KV

Brass Tin Plated Screw: 1.2 Nm
Max. Screw torque: M3, Pozi
Screw dimensions: 4 mm² or 2 x 2.25 mm²

Wire in-lets capacity:
Solid wire: 22 14 AWG
Multi core: 4 mm²
Ferrule tip terminals: 38 gms.

Weight Approx.
DIN Rail / Panel Mountable
Integrated Relay Hold Down Clip
Removable White Marking Label
EN / DIN Sequential Numbering according to
EN 60947 & IEC 61810

Accessories



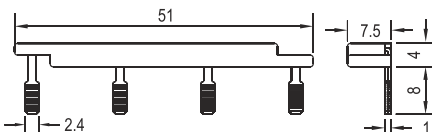
Accessories

Bridge Bar S2D-B1 & S2D-B4 for Coil Terminal (A2 / 5)

Dimensions in mm.



S2D-B1, 10A @ 250 VAC, 1 Way Bridge for Coil



S2D-B4, 10A @ 250 VAC, 4 Way Bridge for Coil

Approvals

